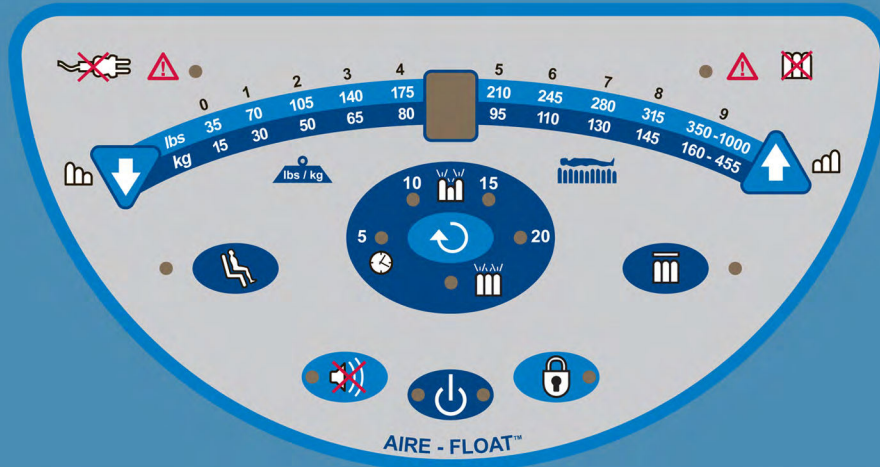


ALTERNATING PRESSURE TRUE LOW AIR LOSS SYSTEM

OEM Series



IE
INNOVATIVE EXCELLENCE



MADE IN THE USA

KAP
MEDICAL

K-4oem AIRE-FLOAT™

1395 Pico Street, Corona CA 92881 USA
Inside the USA 1 866 KAP MED1 (866 527 6331) Outside the USA PH: 1 951 340 4360 www.kapmedical.com

K-4oem AIRE-FLOAT™

Alternating Pressure True Low Air Loss (LAL) System

Smart Support Surface™ with Real Time Pressure Monitoring (RTPM) sensor technology

Effective means of providing multi-zoned (FIVE DIFFERENT PRESSURE ZONES) ALTERNATING (AP) low interface pressure therapy with continuous True Low Air Loss relief. Simple to operate and affordable. Smart Support Surface™ (SSS) provides real time and accurate patient interface pressures below capillary occlusion with enhanced Alternating Pressure – True Low Air Loss therapy and patient comfort.

Control Unit (K-4oem) OEM

- Plug and play auto-sensing multi-use control unit, operates in any country. Single high airflow blower, 45 ± 5 CFM (1275 liters per minute).
- State of the art micro-controller with Real Time Pressure Monitoring (RTPM) sensor technology. Software flexibility allows customer changes (custom pressures, times, and functions).
- User-friendly control panel with dome keys and LED display for simple user interface. Displays current mode, A/P times, and patient comfort pressure level from Soft 0 to Firm 9 (7 ± 5 to 32 ± 5 mmHg).
- Max Flow mode with 15 minute timer for rapid inflation of the mattress, inflates in 15 ~ 50 seconds depending on the size of the mattress.
- Provides effective static or alternating pressure therapies along with continuous true low air loss relief. In upright mode the pump inflates the mattress to 80% higher pressure to eliminate patient bottoming. Optional Wireless Auto Upright (Fowler) Sensor (K-150).
- Lock out key completely locks the control panel to eliminate tampering of the patient settings, including power switch.
- Audiovisual alarms in the event of power outage or low pressures (hose disconnect). Alarm silence key to mute alarm. Internal memory always retains current settings during power outage, will resume desired operation upon power restoration.
- Control unit is reliable, quiet, compact and lightweight.



Smart Support Surface™ (K-4oemM) OEM

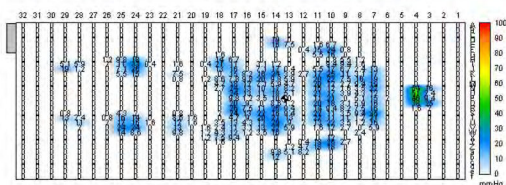
- Therapeutic support surface consists of superior quality, urethane coated nylon air cushions (16 cell overlay or 16/20 cell mattress) to provide effective A/P therapy with low interface pressures. Pad overlays or cell overlays are 3" or 5" or 7" high and mattress replacements are 8" or 10" high. Mattress has five different pressure zones, and head section does not alternate.
- OPTIONAL SIDE BOLSTERS constant air pressure side bolsters / foam bolsters help contain the patient on the mattress. Air bolsters can be deflated for easy patient access into and out of the mattress and also for easy patient procedures.
- Low friction, low shear force producing and highly vapor permeable urethane coated breathable nylon or 4-way stretch top sheet. 2" convoluted safety foam base or 2" optional air pad base (8" & 10" mattress) to provide additional support to the patient in the event of power failure.
- The air cells are connected to the manifold using quick connectors (hose manifold with straight connectors on Foam Aire products), and fastened to the base. The top sheet is zippered to the base. Single rugged quick disconnect connector coupling for rapid attach and CPR deflate function.
- Complete support surface is made of superior quality materials and is modular in construction. All of the components such as manifold, tubing assembly, air cushions, top sheet, and foam base are interchangeable and can be easily cleaned or detached for laundry.
- Lightweight support surface can be rolled up easily and has two handles or two shoulder straps, which can be used to carry by hand or over the shoulder.

SAC™ Support Air Cushion (K-140)

- SAC™ (optional) foot support air cushion can be used to support patient's feet and to provide zero interface pressures in the heel area.

AIRE-FLOAT™ MODEL #: K-4oemCOS / K-4oemMS8 / K-4oemMS / K-4oemRSB TECHNICAL DATA

AUTO- SENSING.	K-4oem CONTROL UNIT	SUPPORT SURFACE K-4oemCO / K-4oemM8 / K-4oemM / K-4oemRSM
Input Voltage	88 ~ 132 / 176 ~ 264 VAC, 47 ~ 64 Hz, 2A, AUTO-SENSING	System Model # K-4oemMS for 80"x36"x10" Mattress replacement system 3"/5"/7" (7.6/12.7/17.8cm) high mattress overlay.
Power Cord	14' (427cm) long hospital grade detachable.	8"/10" (20.5/25cm) high mattresses. Side bolsters are available
Fuse Protection	5 Amp Fast blow dual fuses.	36"/39"/42"/48"/54"/60" (91/99/107/122/137/152cm) wide mattresses.
A/P Cycle Time	5, 10, 15, and 20 minutes.	76"/80"/84" (193/203/213cm) long mattresses.
Dimensions (LWH) / Weight	13.5" x 11" x 5.5" (34cm x 28cm x 14cm) / 11 lbs. (5 Kg.).	Standard Size: 80" x 36" x 5" (Overlay Mattress), 80"x36"x10" (Mattress Replacement) / 24 lbs. (10.8 Kg.). Custom sizes available.
Weight Capacity	Standard & Bariatric 360 ~ 1000 lbs (163~455 Kg).	Standard & Bariatric 360 ~ 1000 lbs (163~455 Kg).
Safety Agency Approvals	 <p>ETL LISTED CONFORMS TO IEC STD 60601-1 IEC STD 60601-1-2 EN STD 60601-1 ANSI/AAMI STD ISO60601-1 CERTIFIED TO CAN/CSA STD C22.2 NO. 60601-1</p> <p>OPTIONAL 3rd Edition Products are available. The standard for safety of Medical Electrical equipment.</p>	<p>With respect to Electrical Shock, Fire and Mechanical Hazards.</p> <p>CE Mark: 3rd Edition  MADE IN USA</p> <p>An FDA Registered Company, Product Is FDA Listed. Medicare & Medicaid coded, Health Canada Licensed. ISO 13485 certified company.</p>
Warranty	One year limited, parts and labor.	One year limited, parts and labor.



Call us or visit our website for interface pressure map.

